

digital
TECHNOLOGY

TOYOTOTM
CERAMICS

600x600mm
Digital Porcelain Tiles

HD
DIGITAL TECHNOLOGY

MULTI
COLOUR
TECHNOLOGY

digital
TECHNOLOGY




600x600mm
600x600mm
Digital Porcelain Tiles

HD
DIGITAL TECHNOLOGY

**MULTI
COLOUR
TECHNOLOGY**

TOYOTO™
CERAMICS



600 X 600mm

DIGITAL PORCELAIN TILES

600mm X 600mm

DIGITAL PORCELAIN TILES



SM - 101



SM - 102



SM - 103



SM - 104



SM - 105



SM - 106



SM - 107



SM - 108



SM - 109



SM - 110



SM - 111



SM - 112

Wall Tiles

Floor Tiles

Living Area

Light traffic Area


Silky Matt Series | 600x600mm
Digital Porcelain Tiles



SM - 113



SM - 114




SM - 115



SM - 116



SM - 117




SM - 118



Tiles Combination No. : SM - 118



SM - 119



SM - 120



SM - 121



SM - 122



SM - 123




SM - 124



SM - 125



SM - 126



SM - 127



SM - 128



SM - 129



SM - 130

Wall Tiles

Floor Tiles

Living Area

Light traffic Area

Silky Matt Series | 600x600mm
Digital Porcelain Tiles



Tiles Combination No. : SM - 127



SM - 131



SM - 132



SM - 133



SM - 134



SM - 135



SM - 136

TOYOTO
CERAMICS

Silky Matt Series | 600x600mm
Digital Porcelain Tiles

HD
MULTI
COLOUR
TECHNOLOGY



Powered with
Anti - Aging
Crystal Coating
Protection




SM - 137



SM - 138



SM - 139



SM - 140



SM - 141



SM - 142



Tiles Combination No. : SM - 140

Wall Tiles

Floor Tiles

Living Area

Light traffic Area

Silky Matt Series | 600x600mm
Digital Porcelain Tiles



Tiles Combination No. : SM - 148



SM - 143



SM - 144



SM - 145



SM - 146



SM - 147



SM - 148

TOYOTO
CERAMICS

Silky Matt Series | 600x600mm
Digital Porcelain Tiles

HD
MULTI
COLOUR
TECHNOLOGY




Powered with
Anti-Aging
Crystal Coating
Protection



SM - 149



SM - 150



SM - 151



SM - 152



SM - 153



SM - 154



Tiles Combination No. : SM - 153


Wall Tiles

Floor Tiles

Living Area

Light traffic Area

Silky Matt Series | 600x600mm
Digital Porcelain Tiles




Tiles Combination No. : SM - 160




SM - 155



SM - 156



SM - 157



SM - 158



SM - 159



SM - 160



SM - 161



SM - 162



SM - 163



SM - 164



SM - 165



SM - 166



SM - 167



SM - 168




SM - 169



SM - 170



SM - 171



SM - 172

Wall Tiles

Floor Tiles

Living Area

Light traffic Area

Silky Matt Series | 600x600mm
Digital Porcelain Tiles



SM - 173



SM - 174



SM - 175



SM - 176



SM - 177



SM - 178



SM - 179



SM - 180



SM - 189



SM - 190



SM - 191



SM - 192



SM - 197



SM - 198



SM - 199



SM - 200



SM - 201



SM - 202



SM - 203




SM - 204




SM - 205



SM - 206



SM - 207



SM - 208


Wall Tiles

Floor Tiles

Living Area

Light traffic Area


Silky Matt Series | 600x600mm
Digital Porcelain Tiles



SM - 209



SM - 210



SM - 211



SM - 212



SM - 213



SM - 215




SM - 216



SM - 217



SM - 218



SM - 219



SM - 220




SM - 221



SM - 222



SM - 223



SM - 224



SM - 225



SM - 226



SM - 227

Wall Tiles

Floor Tiles

Living Area

Light traffic Area

Silky Matt Series | 600x600mm
Digital Porcelain Tiles



SM - 228



SM - 229



SM - 230




SM - 231




SM - 232



SM - 233



SM - 234



SM - 235



SM - 236



SM - 237



SM - 238



RS - 501



RS - 502



RS - 503




RS - 504



RS - 505



RS - 506



Tiles Combination No. : RS - 510

Wall Tiles

Floor Tiles

Living Area

Light traffic Area

Rustic Matt Series | 600x600mm
Digital Porcelain Tiles



RS - 507



RS - 508



RS - 509



RS - 510



RS - 511



RS - 512



RS - 513



RS - 514



RS - 515



RS - 516



RS - 517



RS - 518



Tiles Combination No. : RS - 521



RS - 519



RS - 521



RS - 522



RS - 523



RS - 524



RS - 541

Wall Tiles

Floor Tiles

Living Area

Light traffic Area

Rustic Matt Series | 600x600mm
Digital Porcelain Tiles



RS - 551



RS - 552



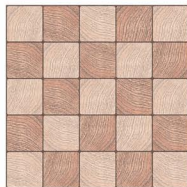
RS - 553



RS - 554



RS - 555



RS - 556




Tiles Combination No. : RS - 554



Tiles Combination No. : RS - 591 & 592



RS - 571



RS - 572



RS - 591



RS - 592



RS - 593



RS - 594

Wall Tiles

Floor Tiles

Living Area

Light traffic Area

Rustic Matt Series | 600x600mm
Digital Porcelain Tiles



RS - 595



RS - 596



RS - 597



RS - 598



RS - 599




RS - 600



RS - 601



RS - 602



RS - 603




RS - 604



RS - 605



RS - 606



HM - 301



HM - 302



HM - 303



HM - 304



HM - 305



HM - 306




HM - 307




HM - 308



HM - 309



HM - 310



HM - 311



HM - 312


Wall Tiles

Floor Tiles

Living Area

Light traffic Area

Hard Matt Series | 600x600mm
Digital Porcelain Tiles




RS - 313



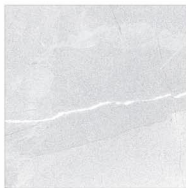
RS - 314



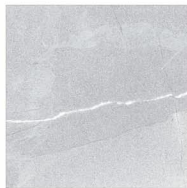
RS - 315 - A



RS - 315



RS - 316 - A



RS - 316



RS - 317

TOYOTO
CERAMICS

Hard Matt Series | 600x600mm
Digital Porcelain Tiles

HD
Hard Matt Series

MULTI
COLOUR
TECHNOLOGY




Powered with
Anti-Aging
Crystal Coating
Protection



HM - 901



HM - 902



HM - 903




HM - 904



HM - 905



HM - 906



Tiles Combination No. : HM - 902 & 903




Wall Tiles

Floor Tiles


Living Area

Light traffic Area


Glossy Glw Series | 600x600mm Digital Porcelain Tiles



GLW - 1001



GLW - 1002



GLW - 1003



GLW - 1004




GLW - 1005



GLW - 1006



GLW - 1007




GLW - 1008




GLW - 1009




GLW - 1010




GLW - 1011



GLW - 1012




GLW - 1013



GLW - 1014



GLW - 1015



GLW - 1016



GLW - 1017



GLW - 1018




Wall Tiles

Floor Tiles


Living Area

Light traffic Area

Glossy Glw | 600x600mm
Series | Digital Porcelain Tiles



GLW - 1019




GLW - 1020




GLW - 1021



Tiles Combination No. : GLW - 1019




GLI - 2001



GLI - 2002



GLI - 2003




GLI - 2004



GLI - 2005



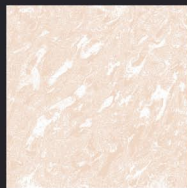
GLI - 2006



GLI - 2007



GLI - 2008



GLI - 2009



AN ISO : 9001 : 2008 CERTIFIED COMPANY

TOYOTOTM
CERAMICS

TECHNICAL SPECIFICATION

Sr. No.	PROPERTY	International Std. ISO 13006/EN 176 Group Bla	TOYOTO VALUE
1	Deviation in Length	± 0.5 %	± 0.4 %
2	Deviation in Thickness	± 5 %	± 3 %
3	Straightness of Sides	± 0.5 %	± 0.5 %
4	Rectangularity	± 0.6 %	± 0.4 %
5	Surface Flainess	± 0.5 %	± 0.2 %
6	Water absorption*	± 3.6 %	± 3.6 %
7	Bending Strength	> =220kgs/cm ²	> =270kgs/cm ²
8	Chemical Resistance	Resistance to all alkalies (except Hydro flouric acid and its compounds)	Resistance to all alkalies (except Hydro flouric acid and its compounds)
9	Thermal Shock	10 cycles	4 cycles

PACKING DETAIL

Size	Thickness	No. of Tiles/Box	Coverage Area	Wt. of Box
600mmx600mm	10mm (Approx)	4 Pcs.	1.44 sq. mt	30 kgs. (Approx)

Note :

Colours & designs shown are indicative only. Customers are requested to check the actual tiles for exact idea of colours & designs and to order the tiles after inspecting the same. Company reserves the right to change colours, designing, specifications, etc. without prior notice.

digital
TECHNOLOGY

600x600mm
Digital Porcelain Tiles

TOYOTO™
CERAMICS

Marketed By :

CMK TOYOTO CERAMICS

Kerala - 671 316

Mo. : +91 - 903799 8899

+91 - 989534 9660

Web Site : www.toyotoceramics.com

E- mail : toyotoceramics@gmail.com